

FACTSHEET

OVB Group business year 2024 (State 03/2025)



Key figures of the OVB Group for the 2024 financial year

Key operating figures

	Unit	2023	2024	Change
Clients (31/12)	Number	4.50 million	4.70 million	+4.5 %
Financial advisors (31/12)	Number	5,892	6,278	+6.6 %
Brokerage income	Euro million	354.3	408.6	+15.3 %

Key financial figures

	Unit	2023	2024	Change
Earnings before interest and taxes (EBIT)	Euro million	17.8	20.3	+14.0 %
EBIT margin	%	5.0	5.0	±0.0 %-ptst.
Consolidated net income after non-controlling interests	Euro million	14.3	19.2	+34.2 %

Key figures for OVB shares

	Unit	2023	2024	Change
Share capital (31/12)	Euro million	14.25	14.25	±0.0 %
Number of shares (31/12)	Number in million	14.25	14.25	±0.0 %
Earnings per share (basic)	Euro	1.00	1.35	+34.2 %
Dividend per share	Euro	0.90*	1.00*	+11.1 %

* 2023 proposal

Key figures by region for the 2024 financial year

Central and Eastern Europe

	Unit	2023	2024	Change
Clients (31/12)	Number	3.11 million	3.28 million	+5.3 %
Financial advisors (31/12)	Number	3,695	3,951	+6.9 %
Brokerage income	Euro million	198.5	228.4	+15.1 %
Earnings before interest and taxes (EBIT)	Euro million	19.6	23.9	+21.5 %
EBIT margin	%	9.9	10.4	+0.5 %-Pkt.

Germany

	Unit	2023	2024	Change
Clients (31/12)	Number	613,037	599,690	-2.2 %
Financial advisors (31/12)	Number	1,120	1,118	-0.2 %
Brokerage income	Euro million	58.7	61.7	+5.1 %
Earnings before interest and taxes (EBIT)	Euro million	4.8	4.4	-9.7 %
EBIT margin	%	8.2	7.1	-1.2 %-pts.

Southern and Western Europe

	Unit	2023	2024	Change
Clients (31/12)	Number	779,678	830,014	+6.5 %
Financial advisors (31/12)	Number	1,077	1,209	+12.3 %
Brokerage income	Euro million	97.2	118.5	+22.0 %
Earnings before interest and taxes (EBIT)	Euro million	3.2	1.7	-45.7 %
EBIT margin	%	3.3	1.5	-1.8 %-pts.

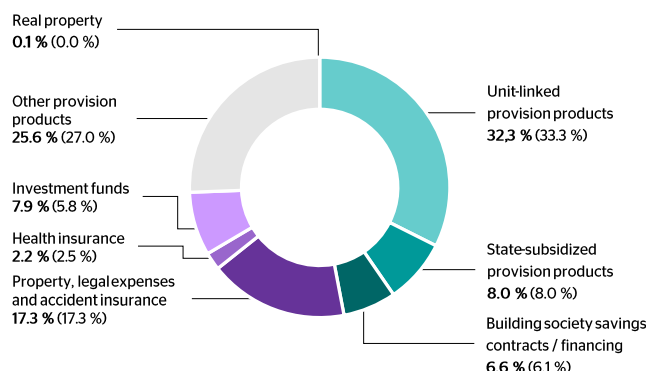
Percentages and figures may be subject to rounding differences. Percentages are calculated on the basis of EUR thousand.

FACTSHEET

OVB Group business year 2024 (State 03/2025)



Breakdown of income from new business 2024 (2023)



Financial calendar 2024/2025

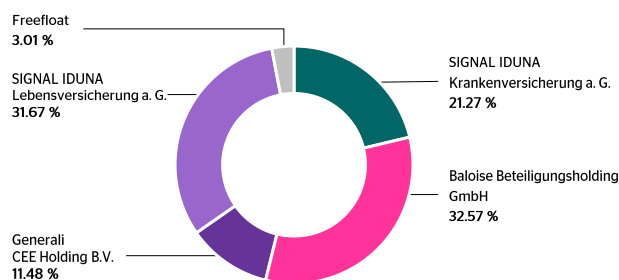
21 March 2024	Full year results 2023
8 May 2024	Results for the first quarter of 2024
12 June 2024	Annual General Meeting 2024, Cologne
13 August 2024	Results for the second quarter of 2024
7 November 2024	Results for the third quarter of 2024
28 March 2025	Full year results 2024
8 May 2025	Results for the first quarter of 2025
18 June 2025	Annual General Meeting 2025, Cologne
8 August 2025	Results for the second quarter of 2025
30 October 2025	Results for the third quarter of 2025

OVB Share Data 2024

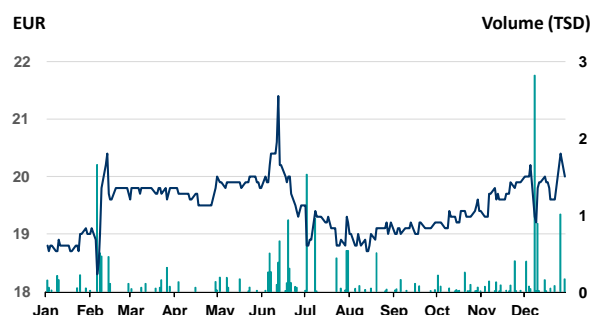
SIC	628656
ISIN	DE0006286560
Ticker symbol	O4B
	Reuters: O4BG.DE
	Bloomberg: O4B:GR
Type	No-par ordinary bearer shares
Number of shares	14,251,314
Listing segment	Prime Standard

Issue price	Euro 21.00
Initial share price Xetra	Euro 21.40 (07/21/2006)
End of year 2022	Euro 18.80 (12/29/2023)
High	Euro 21.40 (06/12/2024)
Low	Euro 18.30 (2/05/2024)
Last	Euro 20.00 (12/30/2024)
Market capitalisation	Euro 285 million (12/30/2024)

Shareholder structure of OVB Holding AG as of 12/31/2024



Equity price 2024 (Xetra)



Executive Board

Mario Freis (CEO)
Frank Burow (CFO)
Heinrich Fritzlar (COO)

Supervisory Board

Michael Johnigk (Chairman)
Dr Thomas A. Lange (Deputy Chairman)
Markus Jost

Sascha Bassir
Roman Juráš
Torsten Uhlig

Company profile

The OVB Group, with its holding company headquartered in Cologne, is one of Europe's leading financial advisory groups. Since being founded in 1970, OVB's business activities have focused on long-term, comprehensive and above all customer-oriented financial consulting for private households. OVB works with more than 100 high-performance providers and uses competitive products to serve its clients' individual needs, from subsistence and property/asset insurance to pensions and asset building and growth. OVB currently operates in 16 European countries. 6,278 full-time financial advisors currently advise 4.70 million clients. In 2024, OVB Holding AG and its subsidiaries generated total sales commission of €408.6 million and EBIT of €20.3 million. OVB Holding AG has been listed on the Frankfurt Stock Exchange (Prime Standard, ISIN DE0006286560) since July 2006.